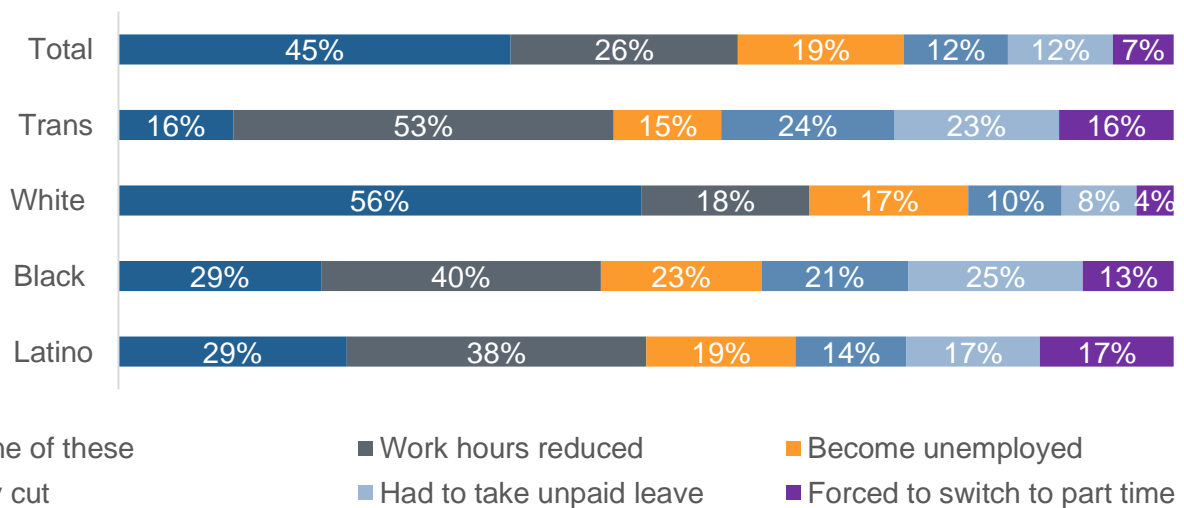


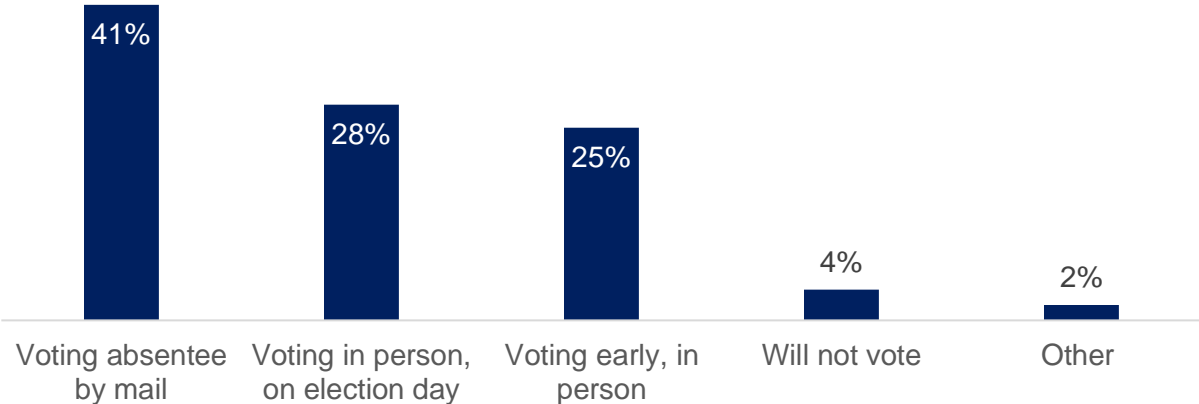
HUMAN RIGHTS CAMPAIGN VOTER SUPPRESSION RESEARCH

A poll of LGBTQ voters conducted by HIT Strategies on behalf of the Human Rights Campaign and Fair Fights shows the following key findings:

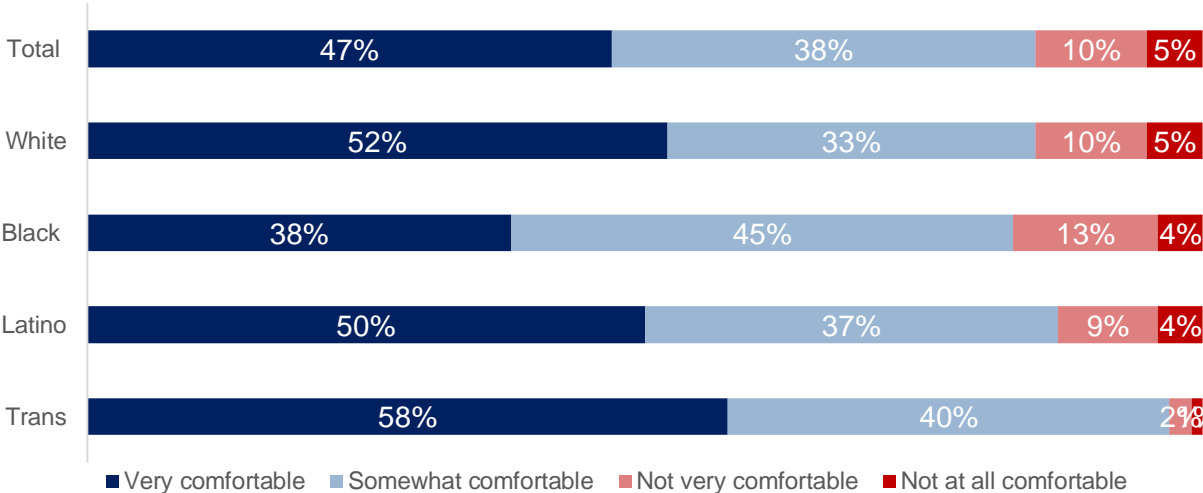
**NATIONAL CONTEXT.** The LGBTQ community is feeling the economic fallout of COVID-19, with 55% saying they have experienced either job loss, reduced work hours, or pay cuts. Most people, especially transgender voters and voters of color are concerned about both the health and economic impacts of COVID-19. COVID-19 is continuing to hit under-represented communities the hardest. We are all aware of the disproportionate health impacts on Black and Brown communities. Our research highlights that the LGBTQ community is also being impacted by COVID-19 in unique ways and it could impact how or if they vote in November.



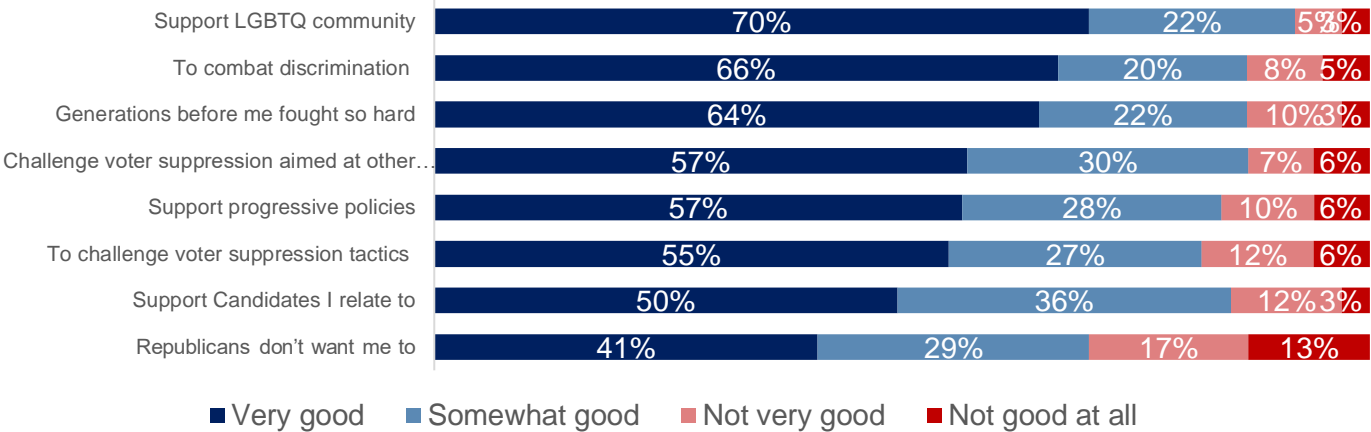
**PREFERRED VOTE METHOD.** 79% of LGBTQ voters say they are extremely likely to vote (rate it an 8-10 in likelihood) in November, with 53% saying they will likely vote in person -- either early or on election day, and 41% saying they will vote absentee by mail. As expected, many more Black LGBTQ folks say they will vote in person -- with 71% saying they will vote early or on election day in person. Despite an overwhelming majority of Black LGBTQ voters saying they will vote in person, 83% say they are somewhat or very comfortable with the process to vote by mail, as compared to 85% of all LGBTQ voters who say they are somewhat or very comfortable with the process.



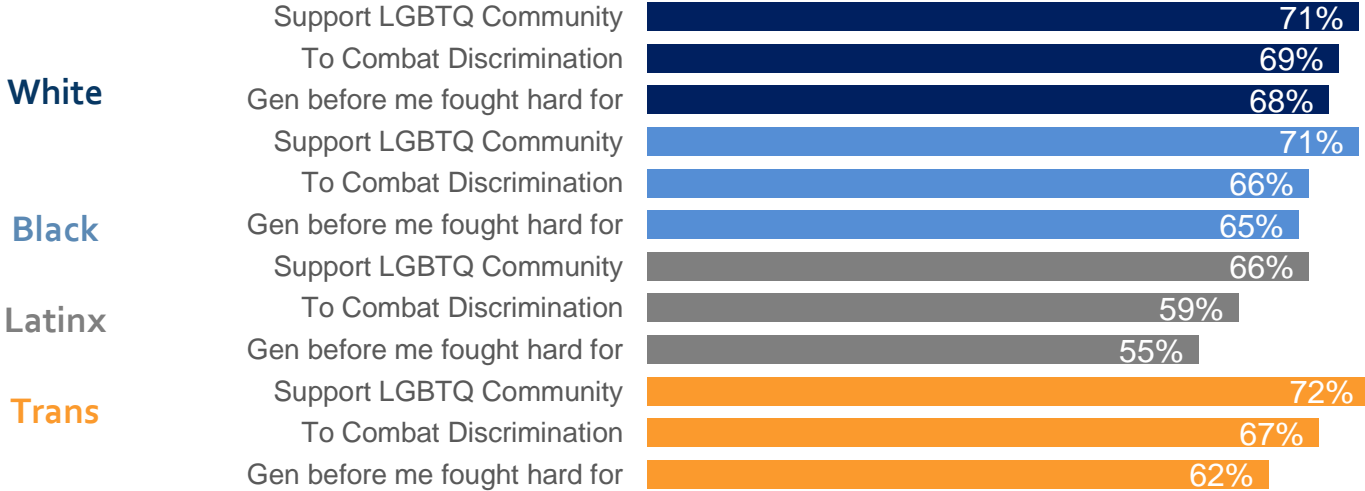
How comfortable are you with the vote by mail process in your state?



**ELECTION MOTIVATION.** Among these voters, supporting the larger LGBTQ community, combatting discrimination, and honoring the work from previous generations were the top reasons to vote in November.

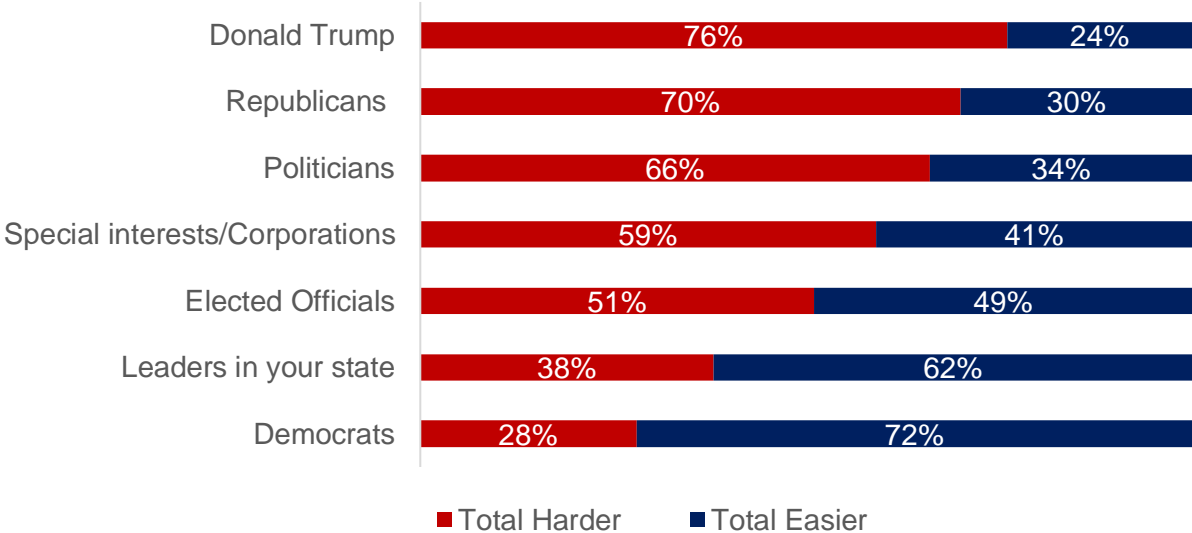


Top three election motivation rated as *very good* reason to vote by audience:



**WHO IS MAKING IT HARDER TO VOTE.** LGBTQ voters acknowledge that Trump, Republicans, politicians in general, and special interests/corporations are making it harder for people to vote. Inversely, 72% of LGBTQ voters believe that Democrats are trying to make voting much easier.

Who, do you think, has been trying to make it easier or harder for people like you to vote in the upcoming elections?



**ATTITUDES ON VOTER SUPPRESSION.** While LGBTQ voters do not accept the language associated with voter suppression as an issue, when asked, they list ways they have been impacted by voter suppression tactics such as long lines, limited hours, and uncertainty of where their voting locations are. To overcome the barriers of voter suppression, we must demonstrate and serve reminders of the strength, resilience, and advancements of the LGBTQ community so far. These messages of empowerment increase LGBTQ voters’ likelihood to vote but also decreases the barriers that would keep them from voting.

**VOTING BARRIERS.** Limiting precinct days and hours was the highest rated barrier to voting, with 58% of people rating it an 8-10 on a scale of 0-10. After reading about these barriers, though 28% of people would call them "voter suppression," a majority of LGBTQ voters would not -- preferring "Making it harder for people to vote" (21%), "Barrier to voting" (14%) and "Measures to prevent people from voting" (14%). This reflects what we saw in the focus groups -- while people are familiar with the term voter suppression, they don't necessarily categorize the examples we're using as such.

Please select all of the reasons that could prevent you from voting in the upcoming November election.	Total	White	Black	Latino	Trans
Social distancing restrictions to avoid COVID-19	34%	34%	32%	35%	42%
I don't like the candidates	27%	25%	20%	28%	26%

My vote doesn't count	20%	22%	18%	16%	21%
Line to vote too long	20%	17%	26%	24%	18%
Work obligation prevented you from voting/Voting hours didn't work with my schedule	16%	15%	11%	24%	18%
Disability or illness kept me away	16%	17%	18%	16%	15%
Being intimidated and harassed while attempting to vote	15%	16%	16%	19%	24%
Polling location changed	13%	13%	17%	16%	20%
Don't understand how to vote by mail	11%	10%	17%	10%	8%
Don't have/didn't meet proper ID requirements	10%	8%	14%	12%	9%
Don't understand how to vote in person	6%	6%	14%	4%	8%

**ELECTION PROCESS & DEMONSTRATIONS OF POWER.** It is clear from the primary election experience that COVID-19 is making it much harder to vote. Thus, LGBTQ voters have become much more vigilant towards voter suppression efforts. Understanding how their votes have power is important, but equally as important are reminders that voting is the beginning of their political power, not the end. We cannot achieve the change that we want by voting in presidential elections and then sitting on the political sidelines for the next four years.

Survey Methodology:

These findings are from a proprietary survey conducted by HIT Strategies on behalf of the Human Rights Campaign. This survey consisted of 500 LGBTQ Voters with a 50 person oversample each of African Americans, Latinx, and Transgender voters. The survey was conducted via double opt in online panel, with respondents matched back to the voter file. The survey fielded June 3<sup>rd</sup> – 10<sup>th</sup> 2020. The margin of error is +/- 4% with a confidence level of 95%.