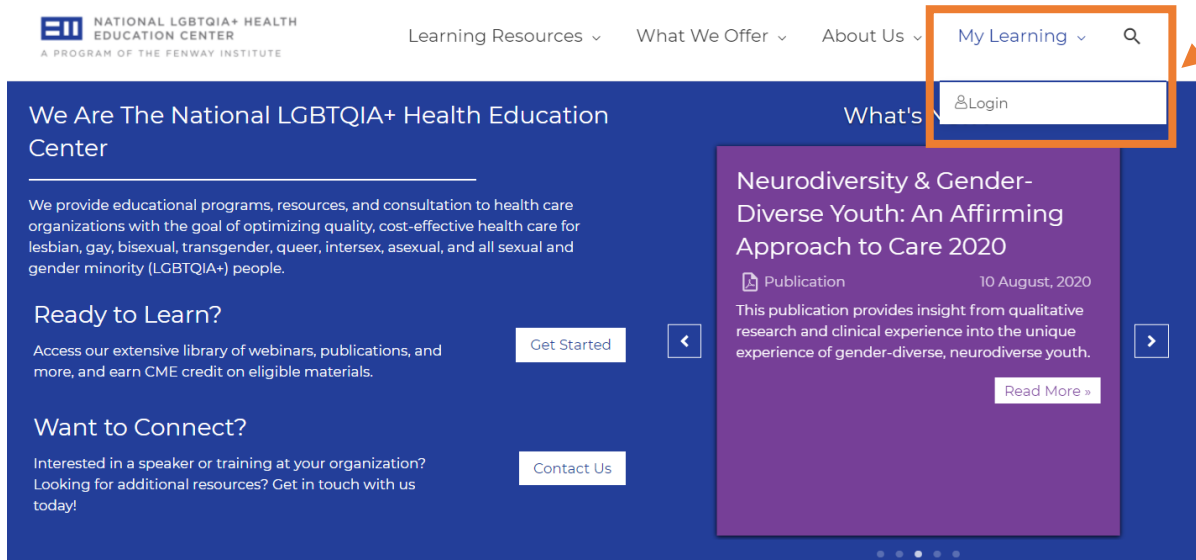


How to Register for The National LGBTQIA+ Health Education Center Webinars

Before you can watch specific webinars, you must first create an account with the National LGBTQIA+ Health Education Center.

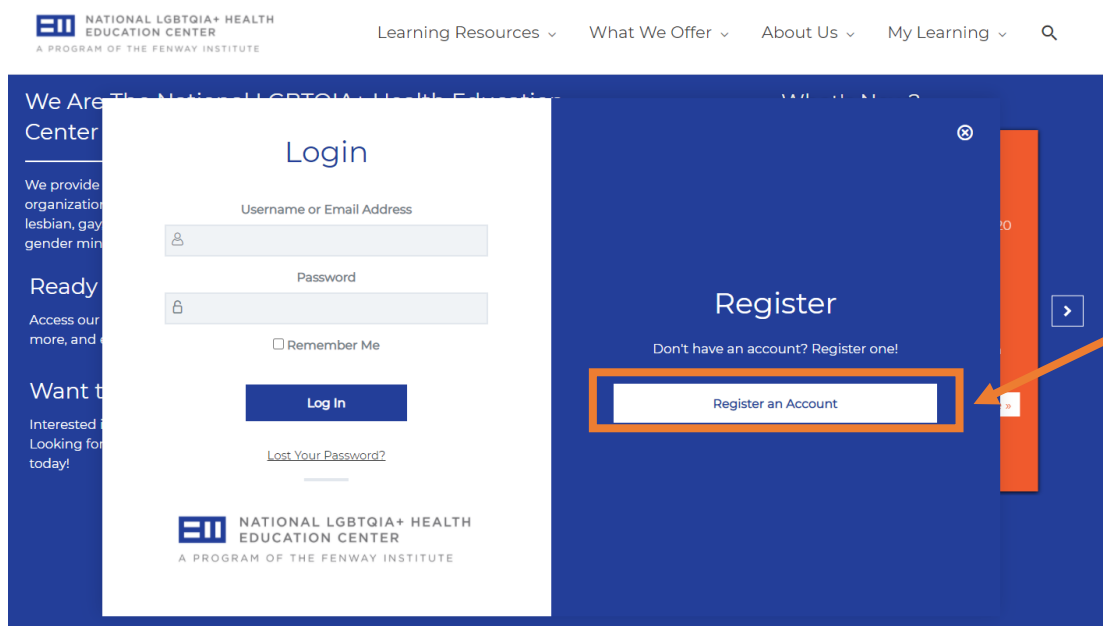
To do so, go to www.lgbtqihealtheducation.org and click on “My Learning” in the top right and then on “Login” in the dropdown.



If you already have an account, you should log in with your email address.

If you have an account and have not logged in since before December 4, 2019, you will need to re-set your password to gain access to the site. [You can re-set your password here.](#)

If you do not have an account, you can register for an account here.



To register, you must complete all the information in the form.


The screenshot shows the website's header with the logo and navigation links: Learning Resources, What We Offer, About Us, and My Learning. Below the header, there are two main sections: Login and Register. The Login section has fields for Username or Email Address and Password, with a Remember Me checkbox and a Log In button. The Register section has fields for Username, Email, First Name, and Last Name, with a Register button highlighted by an orange box. An orange arrow points to the Register button. Below the Register button, it says "Registration confirmation will be emailed to you."


After you click "register", you will receive an email with a link to set your account password.

Once you are logged into your account, if you wish to receive HEI credit, you will need to update your HEI information. To do that, click on "My Learning" and then "HEI Information."

The screenshot shows the website's header with the logo and navigation links: Learning Resources, What We Offer, About Us, and My Learning. Below the header, there are three main sections: We Are The National LGBTQIA+ Health Education Center, Ready to Learn?, and Want to Connect?. The My Learning dropdown menu is open, showing options: Profile, HEI Information (highlighted with a blue box and an orange arrow), and Logout. Below the dropdown menu, there is a section for "PrEP for Transgender Gender Diverse (TGD) People" with a "Read More" button.

You must complete all the information in the HEI form to receive credit.

 NATIONAL LGBTQIA+ HEALTH
EDUCATION CENTER
A PROGRAM OF THE FENWAY INSTITUTE

Learning Resources ▾ What We Offer ▾ About Us ▾ My Learning ▾ 

My HEI Information

If you are interested in receiving HEI credit for completing courses on our website, you must submit the information below. This will be added to your profile and your completed courses will be automatically submitted to HRC for HEI credit.

To look up your HEI Facility Code, [click here](#).

HEI Facility Code

Organization

Job Title

Primary Role

Administrator ▾

Country

United States ▾

State

▾

City

Zip/Postal Code

Save

Enter the Facility ID provided by your organization. If you do not have the Facility ID, use the [lookup tool](#) to find it.

To complete your registration, click SAVE after you have entered all your information.

For technical problems registering for the Education Center, please contact them at education@fenwayhealth.org or 617-927-6354.